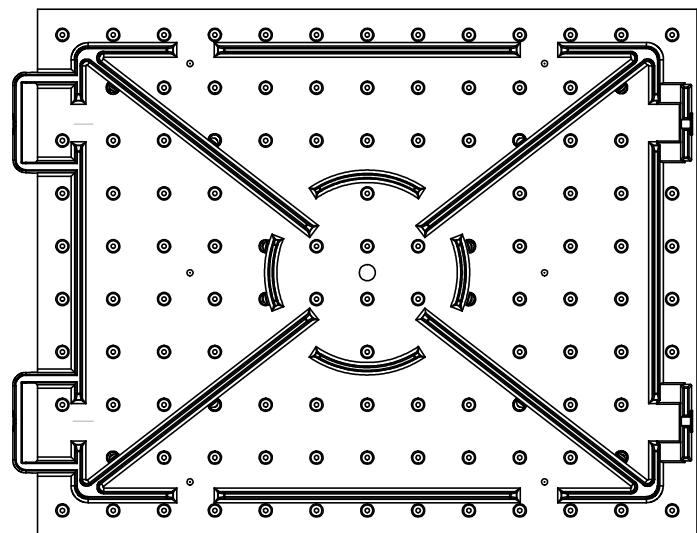
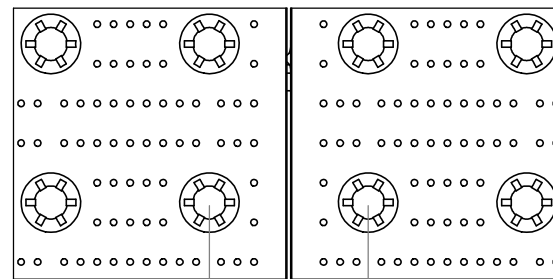


PLAN VIEW

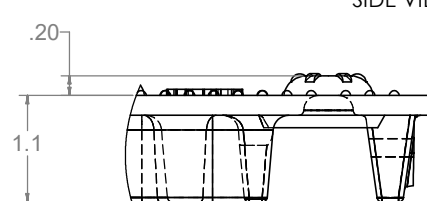
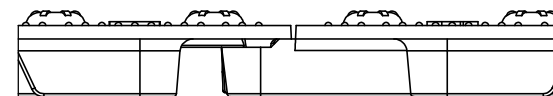


UNDERSIDE VIEW

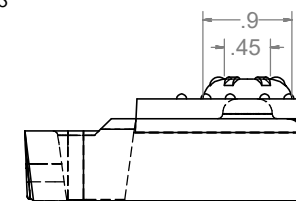
10 Domes @ 2.4 nom. spacing



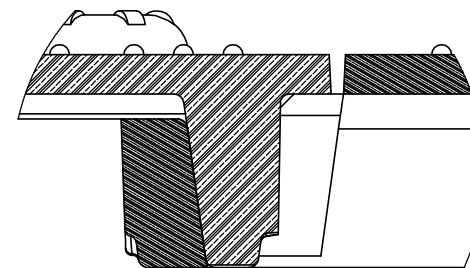
PLAN VIEW: 2 ADJACENT PAVERS



DETAIL B
SCALE 1.5 : 1
"MALE" END



DETAIL C
SCALE 1.5 : 1
"FEMALE" END



DWS DETECTABLE WARNING SYSTEMS

PROPRIETARY AND CONFIDENTIAL
THE INFORMATION CONTAINED IN THIS DRAWING IS THE SOLE PROPERTY OF MAR-BAL, INC. ANY REPRODUCTION IN PART OR AS A WHOLE WITHOUT THE WRITTEN PERMISSION OF MAR-BAL, INC. IS PROHIBITED.

DETECTABLE-WARNING.COM
866 - 999 - 7452

SIZE DWG. NO. 2 X 2-1/2 CAST IRON REV

D

SCALE: 1:3 WEIGHT: SHEET 1 OF 1