
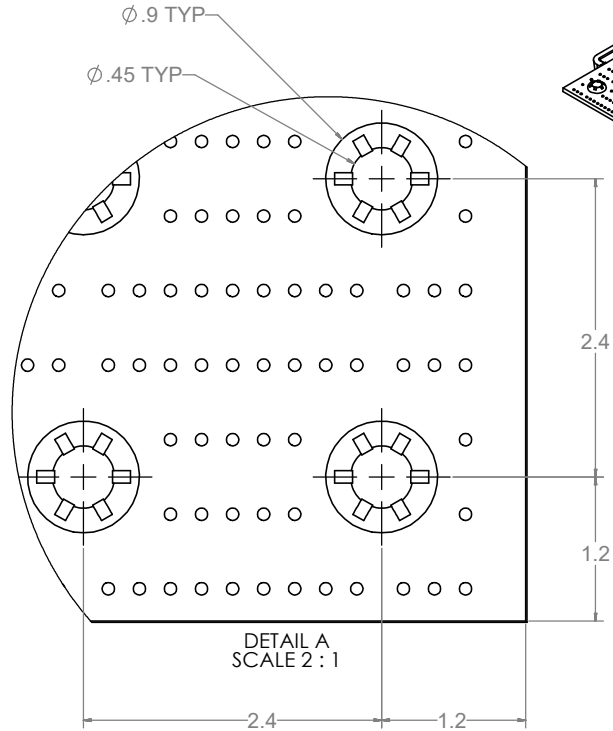
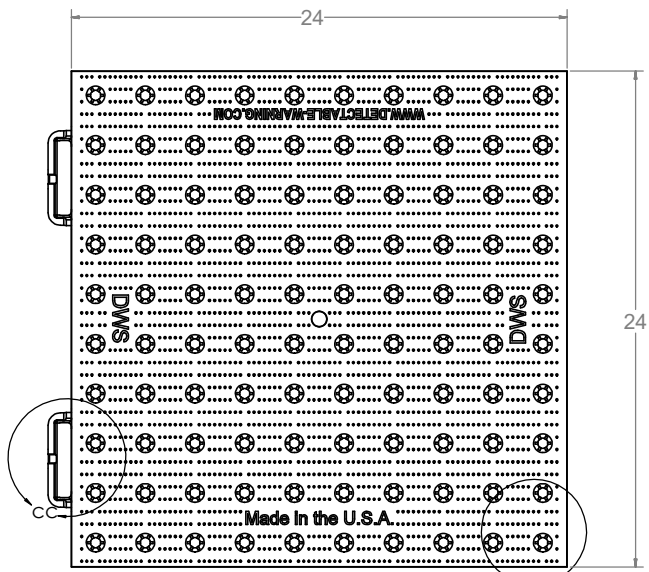
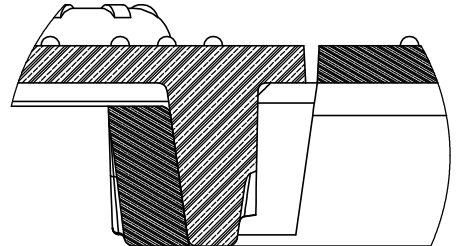


8 7 6 5 4 3 2 1



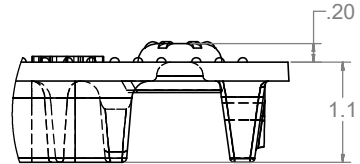
TYPICAL ASSEMBLY FOR  
ADJACENT PLATES



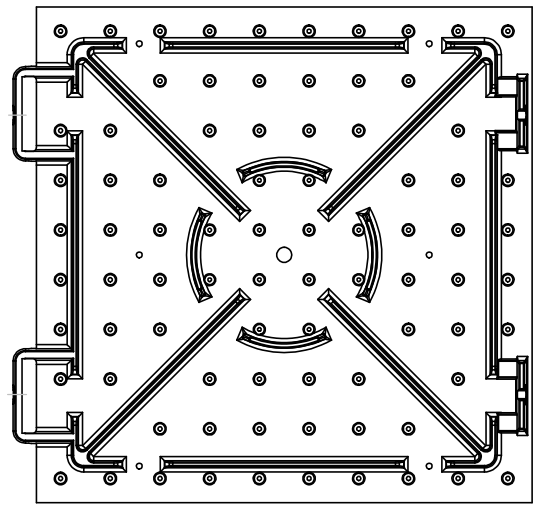
SCALE 3 : 1



DETAIL B  
SCALE 1.5 : 1  
"MALE" END



DETAIL C  
SCALE 1.5 : 1  
"FEMALE" END



**DWS** DETECTABLE  
WARNING SYSTEMS

DETECTABLE-WARNING.COM

866 - 999 - 7452

PROPRIETARY AND CONFIDENTIAL  
THE INFORMATION CONTAINED IN THIS  
DRAWING IS THE SOLE PROPERTY OF  
MAR-BAL, INC. ANY REPRODUCTION IN  
PART OR AS A WHOLE WITHOUT THE  
WRITTEN PERMISSION OF MAR-BAL,  
INC. IS PROHIBITED.

SIZE	DWG. NO.	REV
D	2X2 CAST IRON	-

SCALE: 1:3 WEIGHT: SHEET 1 OF 1

8 7 6 5 4 3 2 1